



The uNlcOrn OF COIRON

The Montfleury Vineyard fun walk



Alcohol abuse is dangerous for your health, consume in moderation.

OnCe upOn A tIme

Long ago, the Coiron volcanoes were still active. Back then, **they gave birth to a beautiful unicorn**. She was used to appear on the Coiron uplands only on Full Moon evenings. But fifty years ago, **the unicorn has fallen into a deep sleep** because of a spell the evil goblins of Coiron casted at her. To wake her up, one must go and search for the Nectar, rare and difficult to obtain.

ARE YOU READY TO EMBARK ON THE QUEST FOR THE NECTAR AND WAKE UP THE UNICORN?

For this, several events await you in the heart of the Montfleury vineyard! Together with your companions, you will have to **use your logic and skills** to overcome them.

If you are ready to show that you are worthy to approach the unicorn,

MEET AT THE STARTING POINT OF THE JOURNEY!

(do not forget your adventurer's bag, to be picked up at the reception of the Tourist Office)

BEFORE LEAVING ...



Respect the site



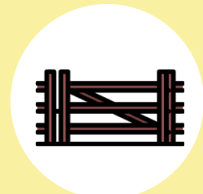
Remember to bring water and sun protections



Wear comfortable walking shoes



Do not feed animals



When crossing paddocks and in their proximity, close behind you and keep your dog on a leash

The Berg&Coiron Tourist Office declines all civil or criminal liability in the event of an accident. of which the participants could be victims because of their participation in this treasure hunt.

Map of the walk in the Montfleury Vineyard

↔ 2,7 km



40 m



45 min - 1h



Tourist Office



Stages

THE ADVENTURE BEGINS!

The quest begins in the parking lot of the Tourist Office, right **in front of the information sign about the Mule Drivers**. This is where the first game awaits you, as soon as you have collected your adventurer's bag at the reception of the Tourist Office!
Use the sign to find the answer.

Game
1

What did mules carry, until the 19th Century, in this area?




a. chestnuts



b. plums



c. wineskin

After solving the first game, **keep walking along the railway line** (which should be on your right) **until you reach the « STOP » sign**. Then, follow the **« Route des Cépages »** for about a hundred meters. At the Auberge Montfleury  a **small road is going to the right**. You have to follow it to continue your way!
You should now be at a **new « STOP » sign**. Take the road **on your right** and follow the trees to the **next intersection**. **Follow the path on your left**, between the 2 last trees and be careful as you go, there are vehicles on this road. Look out! A little further on, **on your right, you should see the first vines**, that's a good sign. Follow them!
Oh, a new challenge, get ready...

Game
2



What is this climbing plant?

A _ _ _ _

What can be done with its fruits?

_ _ _ _ AND ALSO

_ _ _ _ _ _ _ _ _ _

You will go along the vineyards. **Continue along the vineyards** on your right, and at the end of the 3rd plot, continue and stay on your right to find the next trial.

Game

3

What kind of wine can we produce, for instance, with the grape variety Viognier?
Find the answer on the information sign.



a. "Champagne"
sparkling wine



b. "Côtes du Rhône"
red wine



c. "Vendanges d'Octobre"
sweet wine

Turn left after the "**Viognier**" sign, following the map, and **at the end turn right**. You'll see a small ruin opposite. **Continue for about a hundred meters** (a small, very stony section). **At the bottom, turn left** until you reach the second small ruin, **then right again** to reach a new path **up to the pylon**. You'll see the Syrah sign on your left. Read it; you'll learn more about the grape variety.


At the intersection, turn right again and prepare for another challenge!

Game

4


After looking at the pictures below, associate each of them with a different season.
Today, what season does the vine in front of you look the most like ?









Now, **continue along the path**. On your way, you will see some **electric poles**  , they show you the right direction, **follow them**.

Game

5

Why are the hillsides called "Montfleury"? ("Mont fleuri " means "flowery mountain")

You'll find the answer on the sign located on the second pylon.

A hint: it's a story about...



a. coquelicots
= poppies



b. fleurs d'amandiers
= almond blossoms



c. tulips
= tulipes

Before the intersection, you will come across a **small plexiglass plate** on your path, located **on the last concrete pylon** on your right, this will allow you to solve this new enigma!

Game

6

For this challenge, you'll need **the mirror** in your adventurer's bag. Decipher the message to discover **what color, in French**, the Nectar is...

Little hint: look at the first letter of each line!



— — — — —

What is this color in your language ?

A road is in front of you, be very careful, though vehicles may be driving in this area. **Continue on your way**, slightly to the left, on the "**Chemin de la cave**" (signpost). You're almost there! **Keep going straight**, and you'll gradually see the railway line. Solve the next riddle to advance in your quest.

Game


7

Solve this rebus to find out **what happens around september and october** when the fruits are ripe.



— — — — —

— — — — —

As you continue on your way, you'll come across a sign indicating "Private Road"  don't let this stop you; you're on the right road!

According to legend, a mysterious box is hidden around the Tourist Office. Find it.

Game
8


Only with the help of your hands, try to guess what hides inside the mystery box.

You got it?

Go to the reception desk of the tourist office and give your answer.

A _ _ _ _ _

OF _ _ _ _ _



CONGRATULATIONS!

After a last little challenge, a surprise awaits you at the reception desk.
Enter the Tourist Office to invoke the unicorn.

It was a pleasure to be your companion throughout this adventure,
good luck to you and enjoy your reward!

ANSWERS OF THE GAME	
GAME 1 : c. squash	GAME 4 : 1 : Winter, 2: Spring, 3: Autumn, 4: Summer
GAME 2 : a vine, wine and grape juice	GAME 5 : b. Almond blossoms
GAME 3 : a. chocolate	GAME 6 : rouge (red in English)
	GAME 7 : Hare, Vest, Sea, Son = Harvest Season
	GAME 8 : A bunch of grapes

Thanks to you, the Unicorn is now awake!
We can see it again on full moon evenings on the Coiron plateau!
If you want to invoke the unicorn, you can sing the song.
With a bit of luck, it will appear again...



THE UNICORN SONG

You were born in the fire of the Coiron volcanoes
Thousands of years ago

Symbol of beauty and purity
You spread hope with passion

Unicorn, Unicorn, wake up
Before you catch a cold
Unicorn, Unicorn, wake up
We really need you

Every full moon evening you're there
Walking around the uplands step by step
Spreading hope and love
In all the surrounding homes

But one day bad luck struck you
In a deep sleep you fell

It has been fifty years that you have been waiting
For the children to come and wake you up

SHARE THE PHOTOS OF YOUR JOURNEY ON SOCIAL MEDIAS!

#bergetcoiron

Paper chase « The Unicorn of Coiron » created by Marie Grosshans for the Tourist Office of Berg & Coiron
Upon request, it has been revised and edited in 2022 by the students
of the Licence Concepteur de Projets Touristiques Patrimoniaux (CERMOSEM, Université de Grenoble Alpes).
Updated by Tourist Office of Berg & Coiron in 2025.

Design used : Canva - zhaowhat and JanNatsicha, macrovector / Freepik